

INTRIGO 800

Kitchen Sinks

Code: N458 F40

VASCA INTRIGO mm 800x400 R12 À FLEUR



DETAILS

Edge/Installation Type Flush-mount | Top-mount

Material AISI 304 stainless steel

Texture Foster brushed

Base 90 cm

Dimensions 840 x 440 mm

Standard fittings Fixing hooks, gasket, drain, overflow and siphon, boxed packing

Mixer holes No standard holes

Built-in hole View technical data sheet

Drainer No

Width 84 cm

Bowl dimension 800 x 400 mm

Number of bowls 1 bowl

Waste fitting Drain SPACE 3,5"

Notes: As the product consists of a single seamless steel surface with no gaps or interstices, the use of garbage disposal and waste fitting with automatic control is not permitted.

FEATURES

ONE SEAMLESS STEEL SURFACE The waste-fitting and overflow are moulded on the sink. The product is therefore made out of one seamless steel surface, without gaps or interstices. A great plus in terms of hygiene.

Deep bowls This bowls reach an important depth, over 20 cm, thanks to the advanced production technology, that can be offer great capiciency and practicity in all the washing operations.

High thickness 1mm thick steel. A significant thickness, which guarantees the maximum sturdiness and durability.

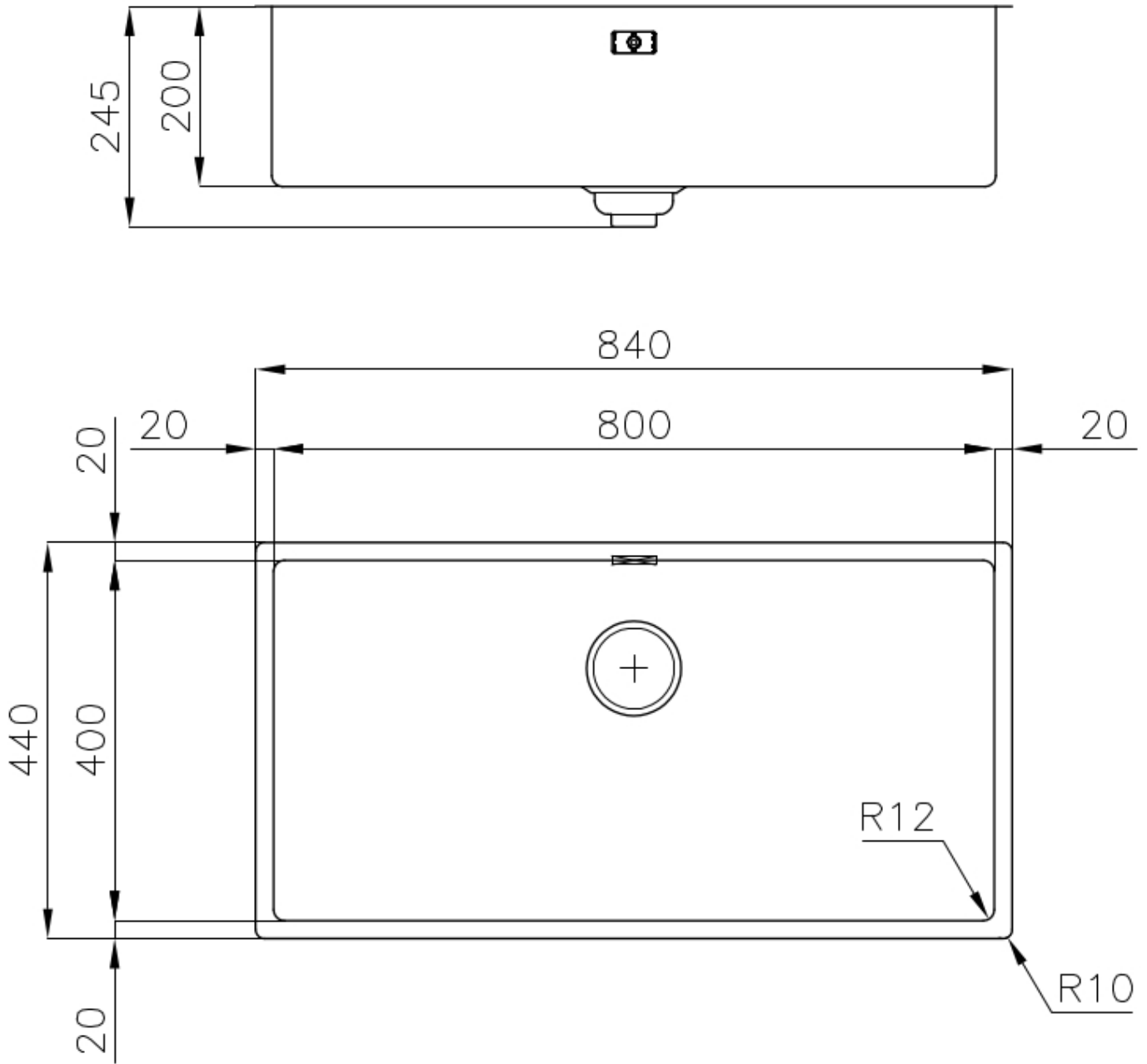
Perimetral overflow The overflow is always a security on the Foster sinks that prevents the overflow of water in case of oversights. The perimeter drain solution improves aesthetics thanks to its square and essential shape.

Save space system Drain and siphon are designed to leave as much space as possible in the under-sink area, more and more useful today for theseparate waste collection systems.

Small radius Bowls with squared shapes with a modern design and an increased capacity, for a minimal aesthetics connected with an extreme practicity.

Space waste fitting The elegant SPACE steel cap closes the drain and leaves no visible residues collected in the basket below. Space also has a small footprint and allows the optimal use of the under-sink compartment.

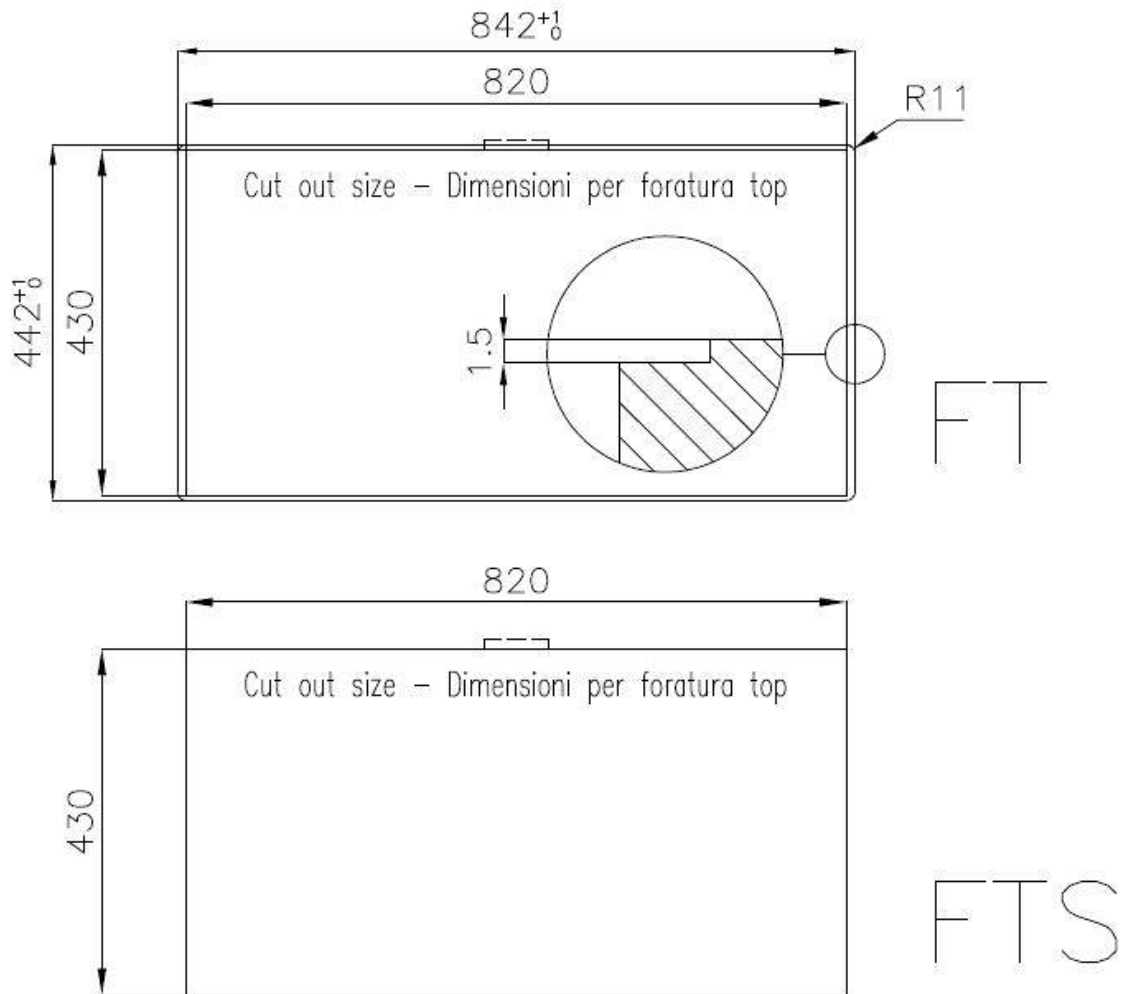
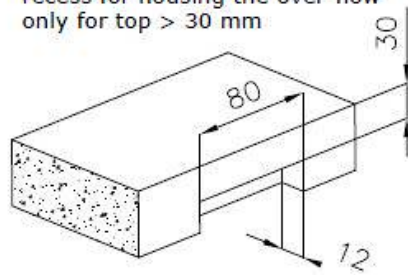
TECHNICAL DATA



Lavello / Sink cod. 4458/040

intaglio per il troppo-pieno
solo con top > 30 mm

recess for housing the over-flow
only for top > 30 mm



OPTIONAL ACCESSORIES



CUVETTE PERFOREE INOX

A154 F00

* only in combination with the accessory
A644 F04



CUVETTE PLASTIQUE BLANCHE

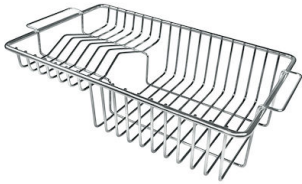
A153 A00



**GRILLE POR.ASSIETTES INOX
mm214x379**

A100 C03

* only in combination with the accessory
A644 A01



GRILLE PORTE-ASSIETTES INOX

250x425

A100 B01



GRILLE PORTE-ASSIETTES INOX

25x35

A100 A54

* only in combination with the accessory
A644 F04



PLANCHE DE DECOUPE CRYSTAL

23x41 CM

A631 C00



PLANCHE DE DECOUPE DOUBLE

HDPE

A644 A01



PLANCHE DE DECOUPE DOUBLE

IROKO

A644 F04



CUVETTE INOX PERFOREE

A151 F00

* only in combination with the accessory
A644 A01



**KIT RÂPES ET PLANCHE DE
DECOUPE HDPE**

A159 A01

* only in combination with the accessory
A644 A01



**PANIER INOX POUR CUVE 34x40
CM**

A611 F00



**PLANCHE DE DECOUPE DOUBLE
IROKO**

A644 F44

RECOMMENDED PAIRINGS



INCISO
R424 A00